

**REPRODUCIBLE DISCIPLESHIP**

## REPRODUCIBLE DISCIPLESHIP INTRODUCTION

Everything in this packet is meant to be easily reproducible in others. This is meant to be a flexible tool, which is hopefully easy to understand and easy to pass on so that many disciples can be made.

It is flexible in that you can choose the path that you go down with your disciples based on where they are in their current spiritual walk. It is a tool in that this is not the end all be all in discipleship! It is simply something that you can use to help with some structure, and to make sure you are building your disciples both wide and deep.

There are other methods and tools, but hopefully this one though is easy to pass on, and easy for everyone to use, no matter how “good” of a disciple-maker you are. Feel free to adjust everything in this based off of how you are feeling the Lord leading you to lead His people. You are the shepherd/discipler; love your person/people well.


### MODEL

This model is meant to be an adjustable framework to help in your discipleship relationship. This model assumes a few things upfront:

1. That both the mentor and mentee are Christians.
2. That both the mentor and mentee are actively pursuing a relationship with God.
3. That the mentor/mentee are meeting a minimum of every other week (preferably every week with this model).

Here are a few quick directions so as to help use this effectively:

- Every week the mentor/mentee should start off recapping the week. What are some major wins, struggles, and overall thoughts from the previous week? If this carries conversation, great! Natural conversation always seems to be the most effective at helping both parties grow; as long as the conversation is honest and directed (not talking about this weekend’s football game!).
- You’ll see that there are weeks with material attached, and then weeks in-between with nothing (e.g. Week 1 is 2 Co. 5, has homework, etc., Week 2 has nothing, Week 3 Ps. 51, etc.). This is purposefully designed so as to allow space for natural conversation to happen (similar to bullet point 1). During these “off weeks” you can discuss the homework, what God is showing you in the Word, prayer together, etc. Every week the mentor/mentee should recap both the homework assignment, and also the Scripture that was read, but these weeks are especially designed to “sit” in this. What was the Lord doing through this? What are some insights, struggles, etc.? Like the previous bullet, if this carries conversation, great!



- On the left-hand side you have the “**truth**” section. This section is *meant to be covered during the time together*. There is a piece of Scripture to go over, along with an overall theme to be covered in that Scripture. Open up the Bible together, walk through the passage, ask questions, make observations, and try to help the mentee see the “truth” in this passage.
- In the center is an on-going exercise to help the mentee develop in their personal **life** (through prayer), as well as **living on mission** for Jesus (knowing God and making Him known). *Keep an ongoing list* of who you both are reaching out to, and who you are pouring into. Try to always have one person in each box (discipleship, evangelism), and a prayer request, so you can see how God answers prayers! This is also *meant to be covered during your time together*.
- On the right-hand side is a **homework** section. The homework will always consist of two things. “Big Gulps of Scripture” is meant to get both the mentor and mentee reading lots of the Bible; helping both to see the overall theme of the Scripture, the “meta-narrative” more directly. Secondly there is an assignment. This is *meant to be completed before the next meeting*. They cover many things from sharing the gospel, to fasting, etc. These are great assignments to talk about at the start of your next meeting (during the “off weeks.”


While this specific study is 23 weeks long, this is meant to be “reproducible.” In other words, you can continue adding on to this as time moves on, without much difficulty (as shown in the chart).

Note that during the “off” weeks you can be creative. The mentor and mentee can should still meet-up and just talk about personal issues, spirituality, and life, or they can do other things together (i.e. invite friends over for a game, play disc golf together, have dinner with respective families, have accountability over their personal lives, etc.). These are important weeks as discipleship should become more and more natural, and hopefully tools such as this chart don’t become crutches, but simply tools.

You also have the option to remove the “off” weeks to get a more compact, direct study. Likewise, you can easily add or remove weeks depending on the season, and the hope you’re aiming for with the discipleship relationship.

Finally, in the resource folder online with this tool is a list of additional activities that may be fun to do with the mentee is ever you get “stuck.” These things will hopefully help develop the mentee in one of three different areas: Exalt, Disciple, or Send. Hopefully these tools help in your pursuit of the Lord and making Him famous.





# A REPRODUCIBLE DISCIPLESHIP MODEL

WK	TRUTH		LIFE			HOMEWORK		BIG BULPS OF SCRIPTURE
	TRUTH TRANSFERENCE	THEME	PERSONAL PRAYER	DISCIPLESHIP	EVANGELISM	ASSIGNMENT		
1	II Corinthians 5:14-21	Gospel-Centered Lifestyle				Character, Ministry Skill, Doctrine (I Tim, 3 analysis)	Gal, Eph, Phil, Col.	
2								
3	Psalm 51, Col 3:1-4	Confession				John 17 prayer web	Luke	
4								
5	Eph 4:11-16	The Church and Our purpose				Write out ministry dream	Acts	
6								
7	John 15	Dependence on God				List of potential Timothy's	John	
8								
9	Romans 10:10-17	Evangelism				Write a letter to a lost person sharing the gospel	Genesis 1-25	
10								
11	1 Thessalonians 2	Discipleship				Come w/me to go share the gospel (colleager)	Genesis 26-50	
12								
13	1 Corinthians 12	Gifts				Share Gospel/Testimony on your own	Romans	
14								
15	Ps. 19:7-11, 119:9-16	Word				Fast and spend some extended time with the Lord	Exodus 1-20	
16								
17	Matthew 6:5-13	Prayer				1st Meeting with your Timothy	Exodus 21-40	
18								
19	Matthew 4:1-17	Temptation				(Create Own)	Hebrews	
20								
21	Acts 2:42-47	Fellowship				(Create Own)	Judges, Ruth	
22								
23	John 14:15-24	Obedience				(Create Own)	1 Pet. - 3 John	
<b>ADDITIONAL IDEAS:</b>								
	Continue on through books of the Bible based on where somebody is at spiritually	"Catch" reproducible model of taking people through scripture by using basic hermeneutical ?'s affirming what the Holy Spirit is teaching them while looking for teachable moments.				Restore a broken relationship write a letter of forgiveness Lead a family devotion together Talking to your kid 1-1 about _____ Financial Transparency serve in area of passion with me Pray with your husband/wife Confess and Express Change to Family StrengthFinders/Unique Design/Gifts Do discipleship with someone else together Fast together over a specific issue	Continue on with books of choice -10 chapters/wk	
		you can choose any book of the Bible and find teachable things from that section. For example, you can walk through Ephesians, and do a chapter each week. week 1 focusing on God's love week 2 the gospel. week 3 prayer. week 4 holiness. 5 marriage. 6 warfare.				Check Toy's Discipleship activities sheet for more possible ideas		



## THE WELL

## HOMEWORK EXPLANATIONS:

1 Timothy 3 Analysis: Take 1 Timothy 3:1-7 and write out all of the qualifications for an elder (there should be 14). After this, separate them into 3 categories, "Character, Doctrine, and Ministry Skill." Some questions to answer would be:

What do you notice about this?

If you could rank yourself on each one on a scale from 1-10, how would you rank yourself?

Where do you need to grow?

John 17 Prayer Web: Walk through John 17 and make note of different things Jesus prayed for in this prayer. While there are many different possible responses, they should essentially fit under three broad categories: Himself (v. 1-5), His Disciples (v. 6-19), Believers (v. 20-26). Some questions to ask would be:


What does this tell us about Jesus?

What insight does this give us in prayer?

How can/should we further worship Christ because of this?

Does this challenge us to change our prayer life in any way?

List of Potential Timothy's: This is a simple but important assignment. Who are some people you can possibly pour into? Begin praying through this list. If you have problems thinking of anyone, remember the evangelism video, and begin to think of those not just in the faith.




## ADDITIONAL DISCIPLESHIP ACTIVITIES

I think the best way to do discipleship is to naturally build a relationship and create a culture of openness where “current issues” are the main things discussed in one-on-one discipleship. This happens through transparency from the mentor’s end, and trust from the mentee. The main thing as a mentor that you always want to try to find is; where is the Lord moving in this person’s life, and how can you help in this process? If this comes up naturally every week, then praise the Lord!

However, we know that there are weeks where things can be a little “dry.” There might not be a huge sin issue that someone is wrestling with, the Word may have been good, but nothing massive was taken from it, there are no relationship issues, and the Lord has been good, but not necessarily super “present.” So, as a mentor, what do you talk about during those weeks? When you have an hour left to meet, but nothing to talk about, what do you talk about? Below is a list of ideas. Hopefully they will be of help to you, or spark even better ideas so that your disciples grow, and God is glorified!


1. Pick a random passage of Scripture (5-20 verses) and pray through each verse. Teach them how to pray through Scripture by doing this and then direct them during the week to continue to do this while they are having their own quiet times.
2. Have them pick a random book of the Bible (I usually do this by having them pick a number 1-66, then pick a chapter, etc.). Once they have a section of Scripture picked out give them 10 minutes to prepare a 5-minute sermon. Once the 10 minutes is up, make them deliver this sermon (or deliver 5 minutes worth of “learning” that they got) and then give them pointers to improve delivery/show things missed.
3. Make them tell you the gospel using the table of contents. Start at creation, and end at the second coming (make sure they go through the prophets too!).
4. Have them write poetry, a song, or some other form or written word to God describing how beautiful He is.
5. Have them write a definition of God (a paragraph or less). Then have them find verses for the things they have said about the Lord, and why they think these things about Him. Be sure to point out any “discrepancy” in their definition. Common ones are they have a lot about the love of God but nothing about His justice, or maybe everything is “action-oriented” rather than “character-oriented.” Make sure you explain why having the other side of this is important too.
6. Teach them how to read the Bible well using the “sword” diagram. Have them copy their hand onto a sheet of paper and starting with the pinky and moving to the thumb show them the 5 ways to “handle” Scripture.



The pinky is “hear,” ring is “read,” middle is “meditate,” index is “memorize,” and the thumb is “study.” The, the most important part of your hand is your palm, and the palm is application, which holds all of this together. For a “working” model, have them try to hold a bottle (or something close) with only their pinky. Then maybe their index and ring. Smack the bottle out of their hand and show them how the enemy can attack us if we aren’t handling the word well.

You can also then read a text and show them how you can practice all 5 ways to handle the Word, and then task them with applying it.

7. Walk through the Lord’s Prayer and teach them how to pray, just as Jesus did his disciples. Who are you praying to, and why? When are you praying for others versus yourself? What are things Jesus mentions that you normally don’t pray for (His return, protection, your heart to forgive those who’ve wronged you). After walking through this pray using this model.
8. Prayer walk with them and walk through the streets of where you live and ask that the Lord would bless the community and draw it to Himself, on top of your normal prayer requests.
9. Cold Turkey evangelize with them. You do it the first time, then both of you try to speak, then have them go alone. Debrief afterwards and connect it to relational evangelism.
10. Meet up with another person you are discipling and walk through some text of Scripture together. Also ask them (the other person) some personal questions and model for them how you disciple others. Often they don’t even realize the questions you may be asking them until they hear you asking others. Then tell them to find someone to disciple and try to do the same.
11. Ask them about the three qualities ever church leader needs to have (character, ministry skills, and doctrine). Ask them to rank in order which they think are the most important for a leader. Then, go to 1 Timothy 3:1-7 (qualifications of an elder). Ask them how many qualifications they think there are and how many of each (i.e. they think there are 10 qualifications, 3 character, 4 ministry skills, and 3 doctrine). Then, have them write a table with those three things at the top and write down the qualifications under their respective categories. There should be 10-12 character (depending on how they split it up), 2 ministry skills, and 1 doctrine. Then ask why they think character is so much more stressed than the other ones (doctrine you can easily teach and ministry skill you can pray for and train, but character is a work of submission by the person to the Holy Spirit, and it is much harder to genuinely produce).




Finally, have them rank themselves on a scale from 1-10 and how they think they are at each one. Ask them which ones need improvement and how they can take their next steps.

12. Have them write down their 5 favorite verses in Scripture. Why are these their favorite verses? Assuming they are like most, all of these verses have something to do with them (i.e. Jer. 29:11 or Rom. 8:28). Make sure you point out that this is good, but ask them how many verses they know that have to do directly with God, and not them. Then, help them see how we usually read the Bible from a “me” perspective. However, if we switch a little, and focus on the character of God in every section, then we will probably have a deep intimacy with God, and a better perspective into who He is. You may even want to take their favorite verses and show them how to look at through the angle of God’s character. So for example take Philippians 4:6-7. Instead of focusing of what God can give you (peace instead of anxiousness) focus on the fact that God is a God of Peace. Show them that God actually hears, and wants to hear our prayers! Then, when they read this verse, have them thank God that He can give peace, and see Him as peace. Just a slightly different reading, but instead of seeing your benefit in the promise, see God’s character. Then pray and thank Him for who He is.
13. Have them point out their favorite gospel verse. Then, using this verse, teach them basic hermeneutics (the art and science of studying Scripture). There are four main steps to Hermeneutics, they are:
- Observation: What does the text say?
  - Interpretation: What does this mean?
  - Correlation: How does this line up with the rest of Scripture?
  - Response: What should I do because of this passage?

Then, using their gospel verse, and no context verses (although we should almost always use context when reading!) have them pull out 10 observations (they will likely put in a few interpretations, make sure you show them this). Once they find these observations show them how much deeper the text is. Rather than just a gospel verse, it will likely be a verse that gives a lot more. This verse may contain things like God’s character, man’s character, a promise, etc. Show them if they do this with other texts, they will likely draw much more out of then word then just simple reading.

14. Go through the *fruit* of the Spirit in Galatians 5:23-24. Notice the word is *fruit*, not *fruits*. You cannot grow in patience without growing in love, you cannot grow in faithfulness without growing in joy, etc. However, trick them, and see if they catch it. Have them rate themselves on each of the fruits, and then point out that they are all inter-related and discuss why.

With this also highlight that this is literally what the Spirit of God is. Why can you appreciate God more because of His Spirit, and the way he is? Also, you






may want to define exactly what each of these qualities are. What exactly is love, what is joy, what does it look like for one to have that?

15. Walk through the five love languages (especially if they are dating/married). They are: Physical Touch, Word of Affirmation, Quality Time, Gift Giving, and Service. Ask them how they receive and how they show love. How does their significant other receive and show?

Then switch it to spiritual, how does God show us these love languages throughout Biblical history, and then in your own personal life. How have you in turn shown God these love languages back to Him?

16. Ask them, “If you could have one *goal* or *purpose* in life, in terms of what you can do for God, what would that be, or look like?” (i.e. be a missionary, disciple 100 people, give 90% of income, etc.). Then begin to look through the “why” to this question. Is this from God or you (it’s okay if from them, the only difference is if it’s from them, then it can change). What’s stopping them from doing this? Begin to walk through how they can begin to accomplish that desire, or goal, even today. What does it look like to be used by God?
17. Ask, “What are you praying right now that you need God for that you can’t do by yourself?” If nothing, begin to pray that the Lord would cause you to become dependent on Him. Are they not taking big enough steps in faith? Are they being disobedient? Dig into this as it will reveal a lot of character of the heart.
18. Print off your bank account for the last 3 months. Where your treasure is there your heart will be also. Where is their heart? What are they focused on. Have them walk through why they have purchased certain things. How can they honor God more with their money? Why are they chasing this certain thing (whatever they may be chasing).
19. Personal Passion Self-Assessment (check leadership folder)
20. Draw three circles as below and ask, in the area of ministry they are currently striving for or serving in, where do they feel like they are at on this graph? How can they move more towards the direct center?





21. Walk through Romans 12:9-21. Write down all of the commands listed there and then rate yourself on each of these. How are you doing? What could you do this week to display one of these commands better? How is Christ your perfect example in the command? How does His death cover where you fall short? Be accountable to each other and follow-up with each other.
  
22. Pick a specific sin issue that you both struggle with. Go through the book of Proverbs over a few weeks, looking for what Proverbs says about that sin specifically. At the end, write out a “report” on what wisdom says about this sin, and how one can begin working towards sanctification in it.
  
23. Take a new Proverb each day for a month (say in chapter 16). Everyday try to practice this Proverb and talk about it in your weekly/bi-weekly times together. Text each other throughout the week to get small updates.

